

METRIC

NOTE: MIL-STD-1473B(MI) has been redesignated as a handbook, and is to be used for guidance purposes only. This document is not longer to be cited as a requirement. For administrative expediency, the only physical change from MIL-STD-1473(MI) is this cover page. However, this document is no longer to be cited as a requirement. If cited as a requirement, contractors may disregard the requirements of this document and interpret its contents only as guidance.

MIL-HDBK-1473(MI)
11 December 1995
SUPERSEDING
MIL-STD-1473B(MI)
24 December 1992

DEPARTMENT OF DEFENSE
HANDBOOK

COLOR AND MARKING OF ARMY MATERIEL
(METRIC)



This handbook is for guidance only. Do not cite this document as a requirement.

AMSC N/A

AREA HFAC

FOREWORD

1. This Military Standard is approved for use by the U.S. Army Missile Command, Department of the Army, and is available for use by all Departments and Agencies of the Department of Defense.

2. Beneficial comments (recommendations, additions, or deletions) and any pertinent data which may be of use in improving this document should be addressed to: Commander, US Army Missile Command, ATTN: AMSMI-RD-SE-TD-ST, Redstone Arsenal, Alabama 35898-5270, by using the self-addressed Standardization Document Improvement Proposal (DD Form 1426) appearing at the end of this document or by letter.

3. This standard consolidates into a single document color and marking requirements for different classes of materiel contained in numerous administrative and standardization documents. Consequently, this standard establishes general requirements and serves as a convenient index to commodity and functional requirements for color and marking of Army materiel.

CONTENTS

Paragraph	1.	SCOPE	1
	1.1	Scope and Purpose	1
	1.2	Application	1
	2.	REFERENCED DOCUMENTS	2
	2.1	Government Documents	2
	2.1.1	Specifications, standards, and handbooks	2
	2.2	Non-Government and Other Publications	5
	2.3	Order of Precedence	6
	3.	DEFINITIONS	7
	4.	GENERAL REQUIREMENTS	8
	4.1	Colors	8
	4.1.1	Numerical Designation	8
	4.1.2	Controls and Display	8
	4.1.3	Off-The-Shelf Equipment	8
	4.2	Marking	8
	4.2.1	Identification, General	8
	4.2.2	Shipment and Storage	8
	4.2.3	Controls and Displays	8
	4.2.4	Labeling, Lettering, and Numeral Design	8
	4.3	Supplementary Data and Color/Marking for Specific Items	8
	4.4	Bar Coding	8
	5.	DETAIL REQUIREMENTS	9
	5.1	Vehicles, Construction Equipment, and Materials Handling Equipment	9
	5.1.1	Color	9
	5.1.2	Marking	9
	5.1.2.1	Administrative Wheeled Vehicles	9
	5.1.2.2	Combat and Tactical Vehicles	9
	5.1.2.3	Construction Equipment and Material Handling Equipment	12
	5.1.2.4	Other	12
	5.1.2.5	Pictorial Symbols	12
	5.2	Vessels	12
	5.2.1	Color	12
	5.2.2	Marking	12
	5.3	Railroad Equipment	12
	5.3.1	Color	13
Paragraph	5.3.2	Marking	13

CONTENTS

Paragraph	5.3.2.1	Agency Identification	13
	5.3.2.2	Identification Numbers	13
	5.3.2.2.1	Location	13
	5.3.2.2.2	Prefix	13
	5.3.2.2.3	Color	13
	5.3.2.3	Other Marking	13
	5.3.2.3.1	Capacities, Limits, Weights, Insignia, Classifications, Etc.	13
	5.3.2.3.1.1	Railway Motive Power and Work Equipment	13
	5.3.2.3.1.2	Rolling Stock	13
	5.3.2.3.1.3	Cars for Passenger Service	13
	5.3.2.3.2	Safety	14
	5.3.2.4	Army Medical Department	14
	5.3.2.4.1	Color	14
	5.3.2.4.2	Identification	14
	5.3.2.4.3	Red Cross Insignia	14
	5.3.2.4.4	Insignia	14
	5.4	Towed Artillery, Multiple Rocket Launchers, Missiles, Rockets, and Related Ground Support Equipment for Missile Systems	14
	5.4.1	Towed Artillery and Multiple Rocket Launchers ...	14
	5.4.1.1	Color	14
	5.4.1.2	Marking	14-15
	5.4.2	Guided Missiles and Rockets	15
	5.4.2.1	Color	15
	5.4.2.2	Marking	15
	5.4.3	Ground Support Equipment	15
	5.4.3.1	Color	15
	5.4.3.1.1	Exteriors	15
	5.4.3.1.2	Interiors	15
	5.4.3.2	Marking	15
	5.4.4	Other Items	16
	5.4.4.1	Liquid Propellant Containers	16
	5.4.4.2	Pipe, Hose, and Tube Lines	18
	5.4.4.3	Training Aids	18
	5.4.4.4	Other	18
	5.4.4.5	War Reserve and Training Nuclear Weapons and.. Containers	18
	5.5	Electrical and Electronic Equipment and Items	18
	5.5.1	Communications-Electronic Shelters	18
	5.5.1.1	Color	18
	5.5.1.1.1	Exteriors	18
Paragraph	5.5.1.1.2	Interiors	18

CONTENTS

Paragraph	5.5.1.2	Marking.....	18
	5.5.2	Cables.....	18
	5.5.2.1	Electrical Cable and Cord	18
	5.5.2.2	Cables for Transmission of Telephone, Telegraph, and Teletype Signals	18
	5.5.2.3	Vehicular Use.....	19
	5.5.2.4	Thermocouples	19
	5.5.3	Electronic Items	19
	5.5.4	Electronic Parts	19
	5.5.5	Warning Marking	19
	5.5.5.1	Electronic Equipment.....	19
	5.5.5.2	Radio Frequency Hazard	19
	5.5.5.3	Laser Hazard	19
	5.5.5.4	Safety	19
	5.5.5.5	Tactical Lasers	19
	5.5.6	Test Equipment	19
	5.5.6.1	Bench Use	19
	5.5.6.2	Field Equipment.....	20
	5.5.6.3	Flight Line Equipment	20
	5.5.7	Hookup Wire.....	20
	5.5.8	Connections.....	20
	5.5.9	Reference Designation	20
	5.5.10	Communication Equipment.....	20
	5.6	Aircraft.....	20
	5.6.1	General.....	20
	5.6.2	Aircrew Station	20
	5.6.2.1	Displays.....	20
	5.6.2.2	Instrument and Range Markings	20
	5.6.2.3	Cockpit Area Equipment.....	20
	5.6.2.4	Emergency Equipment	20
	5.6.3	Avionics Equipment.....	21
	5.6.3.1	Externally Mounted Equipment	21
	5.6.3.2	Internal Equipment.....	21
	5.6.4	Hose, Pipe and Tube Lines.....	21
	5.7	Ammunition, Chemical, and Radiological Items ...	21
	5.7.1	Ammunition	21
	5.7.2	Chemical Warfare Equipment.....	21
	5.7.3	Contaminated Areas	21
	5.7.4	Nuclear Reactor Systems	21
	5.8	Other Items.....	21
	5.8.1	Antenna Radomes	21
	5.8.2	Antenna Towers	22
Paragraph	5.8.3	Armed Forces Radio and Television Network Equipment	22

CONTENTS

Paragraph	5.8.4	Automatic Data Processing Equipment.....	22
	5.8.5	Bridging Equipment	22
	5.8.6	Fire Control Materiel.....	22
	5.8.7	Ground Controlled Approach (GCA) Radar Equipment	22
	5.8.8	Machine Tools.....	22
	5.8.9	Meteorological Equipment.....	22
	5.8.10	Nylon Webbing	22
	5.8.11	Petroleum and Related Products.....	23
	5.8.12	Photographic and Audio-Visual Equipment	23
	5.8.13	Pipelines and Compressed Gas Cylinders	23
	5.8.14	Rubber Products	23
	5.8.15	Reusable Shipping Transporters.....	23
	5.8.16	Small Arms	23
	5.8.17	Training Devices	23
	5.8.18	Amphibious Craft.....	23
	5.9.	Safety Color and Marking Signs	23
	5.9.1	Safety Color Markings	23
	5.9.2	Safety Sign Color and Markings	23
	5.9.2.1	Danger Signs	24
	5.9.2.2	Caution Signs	24
	5.9.2.3	Safety Instruction Signs.....	24
	5.9.2.4	Directional Signs.....	24
	6.	NOTES.....	31
	6.1	Intended Use.....	31
	6.2	Issue of DODISS.....	31
	6.3	Subject term (key word) listing	31
	6.4	Changes from previous issue.....	31
		Index.....	34

FIGURES

Figures	1.	Danger Signs	27
	2.	Caution Signs	28
	3.	Safety Instruction Signs.....	29
	4.	Directional Signs	30

TABLES

Tables	I.	Exceptions to Standard Color for Applicable Exterior and Interior Surfaces of Vehicles, Construction Equipment, and Materials Handling Equipment.....	10-12
Tables	II.	Surface and Marking Colors for Electronic communication Shelters and Van Type Vehicles Occupied by Personnel During Operation, Maintenance or Control.....	17
	III.	Safety Colors	25

APPENDIX

10.	SCOPE	32
20.	APPLICABLE DOCUMENTS	32
20.1	Government documents	32
20.1.1	Specifications, standards and handbooks	32
20.1.2	Other Government documents, drawings, and publications	32-33
20.2	Non-Government publications	33

STANDARD GENERAL REQUIREMENTS FOR COLOR AND MARKING OF ARMY MATERIEL

1. SCOPE

1.1 Purpose - This standard prescribes general requirements for color and marking of Army materiel.

1.2 Scope - This standard prescribes only general color and marking requirements-not finishes, surface preparations, related treatments for preservation and coating, or special requirements specified by Army design activities. This standard is not intended to apply to exterior colors of Army equipment under tactical conditions in active combat theaters of operation where such equipment may be painted Lusterless White No. 37875 in snow areas, or other colors or patterns deemed necessary for camouflage or for compliance with host country requirements.

2. REFERENCED DOCUMENTS

2.1 Government Documents.

2.1.1 Specifications, standards, and handbooks. The following specifications, standards, and handbooks form a part of this document to the extent specified herein. Unless otherwise specified, the issues of these documents are those listed in the issue of the Department of Defense Index of Specifications and Standards (DODISS) and supplement thereto, cited in the solicitation (see 6.2).

SPECIFICATIONS

FEDERAL

FED SPEC L-S-300	Sheeting and Tape, Reflective: Non-exposed Lens
------------------	---

MILITARY

MIL-C-3702	Cable, Power, Electrical, Ignition, High Tension
------------	--

MIL-W-4088	Webbing, Textile, Woven Nylon
------------	-------------------------------

MIL-M-8555	Missile, Guided, Design and Construction, General Specification
------------	---

MIL-M-11745	Marking and Labeling of US Army Marine Craft
-------------	--

MIL-M-13231	Marking of Electronic Items
-------------	-----------------------------

MIL-C-13486	Cable, Special Purpose, Electrical, Low Tension, Heavy Duty Multiple Conductors, Unshielded
-------------	---

MIL-W-13855	Weapon, Small Arms and Aircraft Armament Subsystems, General Specification for
-------------	--

MIL-M-18012	Markings for Aircrew Station Displays, Design and Configuration of
-------------	--

MIL-T-23991	Training Devices, Military; General Specification for
-------------	---

MIL-C-46168	Coating, Aliphatic Polyurethane, Chemical Resistant
MIL-E-52835	Enamel, Modified Alkyd, Camouflage, Lusterless
MIL-C-53039	Coating, Aliphatic Polyurethane, Single Component, Chemical Agent Resistant
MIL-P-53044	Painting and Marking: Freight and Maintenance Cars, Railway Motive Power and Work Equipment

STANDARDS

FEDERAL

FED-STD-186	Marking of Valves, Fittings, Flanges, and Unions Used in Nuclear Reactor Systems
FED-STD-595	Colors

MILITARY

MIL-STD-101	Color Code for Pipelines and Compressed Gas Cylinders
MIL-STD-129	Marking for Shipment and Storage
MIL-STD-130	Identification Markings of U.S. Military Property
MIL-STD-161	Identification Methods for Bulk Petroleum Products Systems Including Hydrocarbon Missile Fuels
MIL-STD-172	Color Code for Containers of Liquid Propellants
MIL-STD-190	Identification Marking of Rubber Products

MIL-STD-194	Systems for Painting and Finishing Fire Control Material
MIL-STD-195	Marking of Connections for Electric Assemblies
MIL-STD-290	Packaging of Petroleum and Related Products
MIL-STD-411	Aircrew Station Signals
MIL-STD-450	Signs for Contaminated or Dangerous Areas
MIL-STD-454	Standard General Requirements for Electronic Equipment
MIL-STD-642	Identification Marking of Combat and Tactical Transport Vehicles
MIL-STD-681	Identification Coding and Application of Hookup and Lead Wire
MIL-STD-685	Identification of Cable Used for Transmission of Telephone, Telegraph, and Teletype Signals
MIL-STD-686	Cable and Cord, Electrical; Identification Marking and Color Coding of
MIL-STD-687	Wire, Thermocouple, Identification Marking and Color Code of
MIL-STD-709	Ammunition Color Coding
MIL-STD-783	Legends for Use in Aircrew Stations and on Airborne Equipment
MIL-STD-1189	Bar Code Symbolology, Standard Department of Defense
MIL-STD-1223	Nontactical Wheeled Vehicles Treatment, Painting, Identification Marking & Data Plate Standards

MIL-STD-1247	Markings, Functions and Hazard Designations of Hose, Pipe, and Tube Lines for Aircraft, Missile and Space Systems
MIL-STD-1271	Symbols to Supplement the Text of Instruction Plates for Military Vehicles
MIL-STD-1285	Marking of Electrical and Electronic Parts
MIL-STD-1472	Human Engineering Design Criteria for Military Systems, Equipment, and Facilities
MIL-STD-1480	Color Codes for Webbing, Textile Manufacturer's Identification

DRAWINGS

1164480	Army Medical Department Insignia
---------	----------------------------------

(Unless otherwise indicated, copies of federal and military specifications, standards, and handbooks are available from the Standardization Documents Order Desk, 700 Robbins Avenue, Building 4D, Philadelphia, PA, 19111-5094.)

2.2 Non-Government standards and other publications. The following documents form a part of this document to the extent specified herein. Unless otherwise specified, the issues of the documents which are DoD adopted are those listed in the issue of the DODISS cited in the solicitation. Unless otherwise specified, the issue of documents not listed in the DODISS are the issues of the documents cited in the solicitation (see 6.2).

TSO N26	FAA Technical Standard Order
---------	------------------------------

ANSI

C95.2	Radio Frequency Radiation Hazard Warning Symbol
N2.1	Radiation Symbol
Z136.1	Lasers, Safe Use of

IEEE

**200-75 Electrical and Electronics Parts and Equipment,
Reference and Designations for**

NEMA

Z535.1 Safety Color Code

Z535.2 Safety Signs

(Applications for copies of ANSI publications should be addressed to the American National Standards Institute, Inc., 1430 Broadway, New York, New York 10018)

(Applications for copies of NEMA publications should be addressed to the National Electrical Manufacturer's Association, 2102 L Street NW, Washington, DC 20037)

(Copies of specifications, standards, and other publications required by contractors in connection with specific procurement functions should be obtained from the procuring agency or as directed by the contracting officer.)

(Non-Government standards and other publications are normally available from the organization that prepare or distribute the documents. These documents also may be available in or through libraries or other information services.)

2.3 Order of precedence. In the event of a conflict between the text of this document and the references cited herein, the text of this document takes precedence. Nothing in this document, however, supersedes applicable laws and regulations unless a specific exemption has been obtained.

3. DEFINITIONS

This section is not applicable.

4. GENERAL REQUIREMENTS

4.1 Colors

4.1.1 Numerical Designation - The numerical designations of colors herein refer to FED-STD-595 and the colors so designated shall conform to that standard.

4.1.2 Controls and Displays - Except where specified to the contrary herein, color coding of controls and displays shall be in accordance with MIL-STD-1472.

4.1.3 Off-the-Shelf Equipment - Repainting of off-the-shelf equipment, subject by law to competitive procurement, will not be required in order to meet the criteria herein. However, a criterion for selecting off-the-shelf commercial or Government equipment shall be the degree to which the equipment conforms to this standard. Where off-the-shelf equipment requires modification in order to interface with other equipment, the modification, if it affects painted surfaces, shall comply with the criteria herein.

4.2 Marking

4.2.1 Identification, General - Identification marking of all items of Army materiel shall conform to MIL-STD-130, as applicable.

4.2.2 Shipment and Storage - Army materiel shall be marked for shipment and storage in accordance with MIL-STD-129, as applicable. The labeling of lifting and tiedown points shall conform to MIL-STD-1472.

4.2.3 Controls and Displays - Controls, displays, and other items of equipment that must be located, identified, read or manipulated, shall be labeled to permit rapid and accurate human performance; however, labels are not required on equipment or controls where use is obvious to the user (e.g., functional label on aircraft control stick).

4.2.4 Labeling, Lettering, and Numeral Design - Where not specified to the contrary herein, labeling, lettering, and numeral design shall conform, as applicable, to the requirements of MIL-STD-1472.

4.3 Supplementary Data and Color/Marking for Specific Items - See Appendix.

4.4 Bar Coding - Bar coding of unit packs, outer containers and selected documents shall conform to MIL-STD-1189.

5. DETAIL REQUIREMENTS

5.1 Vehicles, Construction Equipment, and Materials Handling Equipment

5.1.1 Color - Applicable exterior and interior surfaces of vehicles, construction equipment, and materials handling equipment shall be painted Lusterless Forest Green No. 34083, except as indicated in Table I. Colors applicable to personnel stepping areas do not preclude use of grit or similar antislip material. If commercial vehicles are to be used in tactical situations, the interior of the vehicle cab should be a dark color (i.e., brown, black, or dark green) .

5.1.2 Marking.

5.1.2.1 Nontactical Wheeled Vehicles - Nontactical wheeled vehicles shall be marked as specified in MIL-STD-1223. (Also see 4.3)

5.1.2.2 Combat and Tactical Vehicles - Combat and tactical vehicles shall be marked as specified in MIL-STD-642. Tactical bulk fuel transporters and fuel servicing vehicles shall have required safety exterior markings per Department of transportation (DOT) regulations governing the transportation of hazardous materials in tank motor vehicles. (Also see 4.3)

TABLE I. Standard color for applicable exterior and interior surfaces of vehicles, construction equipment, and materials handling equipment

VEHICLES, EQUIPMENT, SURFACE	COLOR	FED-STD-595
AMBULANCE		
Exterior and Interior Surfaces	Gloss White	17875
TACTICAL		
Exterior	Lusterless Forest Green	34083
Interior	Semi-Gloss Green or Gloss White	24533 17875
CALIBRATION VEHICLES (To be used in CONUS or major overseas commands)		
Exterior	Lusterless Forest Green or Gloss White	34083 17875
Wall, Ceiling, Doors, Fittings, and Mounted Equipment	Semi-Gloss Green	24533
COMBAT VEHICLES & SPECIAL PURPOSE ARMORED HULL VEHICLES		
Interior surfaces (general)	Gloss White	17875
M113 personnel carrier family of vehicles		
Interior surfaces	Semi-Gloss Green	24533
Floors and ramps	Lusterless Forest Green	34083
Interior surfaces such as doors and hatches which become exterior surfaces during operational use	Lusterless Forest Green	34083

(Continued)

TABLE I. Standard color for applicable exterior and interior surfaces of vehicles, construction equipment, and materials handling equipment (continued)

VEHICLES, EQUIPMENT, SURFACE	COLOR	FED-STD-595
COMMERCIAL TYPE VEHICLES		
Exterior and interior surfaces (except where otherwise provided for herein by the procuring activity)	Gloss Green	14050
Bodies constructed of aluminum, stainless steel, or other corrosion-resistant material	No paint (if in accordance with common commercial practice)	
FIREFIGHTING VEHICLES		
Exterior and interior surfaces (Includes auxiliary vehicles to be assigned exclusively for firefighting or fire protection, and airfield crash rescue vehicles when in nontactical use.)	Gloss Red	11136
	Gloss Yellow (when in non-tactical use)	13538
GARBAGE/REFUSE COLLECTION TRUCKS-(NON-TACTICAL USE)		
Exterior and interior surfaces	Gloss White	17875
Top of hood, handles, control levers, and stepping area of running boards	Gloss Black	17038
MATERIALS HANDLING EQUIPMENT		
Non-tactical area assignments, including aircraft towing and fuel/oil dispensing vehicles exterior and interior surfaces	Gloss Yellow	13538
Tactical area assignments exterior and interior surfaces	Lusterless Forest Green	34083

(Continued)

TABLE I. Standard color for applicable exterior and interior surfaces of vehicles, construction equipment, and materials handling equipment (continued)

VEHICLES, EQUIPMENT, SURFACE	COLOR	FED-STD-595
MOBILE ELECTRONIC/COMMUNICATION EQUIPMENT ENCLOSURES	See Table II	
FACILITIES ENGINEERING VEHICLES NOT ASSIGNED TO TACTICAL UNITS (Including attachments used for highway construction or maintenance)		
Exterior and Interior Surfaces	Gloss Yellow	13538
RESEARCH AND DEVELOPMENT TEST PROJECT VEHICLES		
Exterior and Interior Surfaces	As specified by the procuring activity	
VAN TYPE VEHICLES	See Table II	

5.1.2.3 Construction Equipment and Material Handling Equipment - Also see 4.3.

5.1.2.4 Other - Vehicles such as military design ambulances shall be marked as specified in MIL-STD-642. (Also see 4.3)

5.1.2.5 Pictorial Symbols - Symbols to be shown on military vehicle instruction plates in addition to the text shall conform to MIL-STD-1271. (Also see 4.3)

5.2 Vessels - See Appendix.

5.3 Railroad Equipment

5.3.1 Color - Railroad equipment shall be painted as follows:

- | | | |
|----|---|-----------------------------|
| a. | Railway motive power and work equipment | Semi-Gloss Black No. 27038 |
| b. | Gondola, hopper and tank cars | Gloss Black No. 17038 |
| c. | Hospital, kitchen car, passenger, freight and caboose exteriors | Gloss Olive Green No. 14064 |

5.3.2 Marking

5.3.2.1 Agency Identification - The agency identification "US ARMY" shall be applied on both sides of all railroad equipment in Gloss White No. 17875; however, in theaters of operation, it will not be applied to freight cars or cabooses.

5.3.2.2 Identification Numbers

5.3.2.2.1 Location - Identification numbers, prescribed by the procuring activity, shall be marked on both sides and on each end of all locomotives, locomotive tender units, work equipment, and rolling stock.

5.3.2.2.2 Prefix - On rolling stock, car numbers shall be prefixed with the letters "USA" immediately to the left of or above the car number. In the continental United States, freight and caboose cars acceptable for interchange or commercial railroads will use the prefix "USAX" in lieu of the above where specifically authorized by the procuring activity. In such cases, the identification number and "USAX" prefix shall also be marked on the ends of the trucks of those cars.

5.3.2.2.3 Color - Identification numbers and prefixes shall be applied in Gloss White No. 17875.

5.3.2.3 Other Marking

5.3.2.3.1 Capacities, Limits, Weights, Insignia, Classifications, Etc.

5.3.2.3.1.1 Railway Motive Power and Work Equipment - Markings shall conform to MIL-P-53044.

5.3.2.3.1.2 Rolling Stock - Markings shall conform to MIL-P-53044, as applicable.

5.3.2.3.1.3 Cars for Passenger Service - Markings shall conform to MIL-P-3807.

5.3.2.3.2 Safety - Caution marking on railroad equipment shall be applied only for use within the continental United States as follows:

a. A stripe in Gloss Yellow No. 13538 or reflective yellow adhesive backed marker conforming to Federal Specification L-S-300, color j, shall be marked across each side and across each end of all locomotive and locomotive tender units. Location and width shall be as directed by the procuring activity.

b. Access steps to locomotives and locomotive tenders shall be painted Gloss Yellow No. 13538.

5.3.2.4 Army Medical Department

5.3.2.4.1 Color - Army Medical Department Markings shall be applied in Gloss Red No. 11136 and Gloss White No. 17875.

5.3.2.4.2 Identification - The words "ARMY MEDICAL DEPARTMENT" and type of car shall be marked on both sides of Army Medical Department cars near the center of the car. The type of car shall also be marked in white on the end doors of each car in conjunction with the identification number of the car.

5.3.2.4.3 Red Cross Insignia - Red cross insignia shall be applied on both sides and on the roof of all kitchen, baggage, ambulance ward, and personnel cars assigned to the Army Medical Department. Red cross insignia, applied to the sides of the cars, shall be located near each end of the car. The use of decals is authorized for Army Medical Department requirements provided the decals meet the requirements of the color code.

5.3.2.4.4 Insignia - The Army Medical Department insignia, consisting of a red caduceus on a circular white field, shall be applied on both sides of Army Medical Department cars near the center of the car. These insignia shall be placed on each side of or adjacent to the words "ARMY MEDICAL DEPARTMENT" and type of car, marked in accordance with 5.3.2.4.2. The Army Medical Department insignia (caduceus) shall conform to drawing 11644801 which is available through supply channels as FSN 7690-00-790-2407.

5.4 Towed Artillery, Multiple Rocket Launchers, Missiles, Rockets, and Related Ground Support Equipment for Missile Systems.

5.4.1 Towed Artillery and Multiple Rocket Launchers

5.4.1.1 Color - Exterior painted surfaces of towed artillery and multiple rocket launchers shall be Lusterless Forest Green No. 34083. (Also see 4.3.)

5.4.1.2 Marking - The agency identification "US ARMY" shall be conspicuously marked on both sides of towed artillery and multiple rocket launchers in Lusterless Black No. 37038. This marking shall be applied to the most suitable surfaces, such as side shields, outriggers, trails, drawbars, counter-recoil cylinders, recuperator cylinders, gun tubes, etc., as approved by the procuring activity.

5.4.2 Guided Missiles and Rockets

5.4.2.1 Color - Unless otherwise specified by the procuring activity, exterior painted surfaces of missiles and rockets shall be Lusterless Forest Green No. 34083. Applicable color coding shall conform to MIL-STD-709. (Also see 4.3.)

5.4.2.2 Marking

a. The agency identification "US ARMY" shall be marked on all missiles and rockets except those shipped to foreign countries under the Military Assistance Program and those less than 180 mm (7 inches) in diameter.

b. The agency identification "US ARMY" shall be conspicuously marked on at least two sides of the missile or rocket. Unless otherwise specified by the procuring activity, the identification shall be along the longitudinal axis so that when the missile is in the horizontal position, the letters will be vertical.

c. The above markings shall be applied in Lusterless Black No. 37038 unless otherwise specified by the procuring activity.

d. Other identification and marking of missiles and missile components shall conform to MIL-M-8555 or shall be as specified by the procuring activity. (Also see 4.3.)

5.4.3 Ground Support Equipment

5.4.3.1 Color - Ground support equipment shall be painted as follows:

5.4.3.1.1 Exteriors - Exterior painted surfaces of ground support equipment for missile systems shall be Lusterless Forest Green No. 34083. (Also see Table II.)

5.4.3.1.2 Interiors - The interior colors of missile system vans or van type vehicles, occupied by personnel during operation, maintenance or control, shall conform to Table II.

5.4.3.2 Marking - Marking of ground support equipment shall conform to Table II.

5.4.4 Other Items

5.4.4.1 Liquid Propellant Containers - Portable or transportable containers of liquid propellants, including any box or other package for such containers, shall be color coded in accordance with MIL-STD-172.

TABLE II. Surface and marking colors for electronic/ communication shelter and van type vehicles occupied by personnel during operation, maintenance or control

AREA	COLORS	FED-STD-595
Walls, ceilings, doors (except below and fittings, except acoustical tile)	Semi-Gloss Green	24410 or 24533*
Ceilings and Walls (where greater brightness is required for work performed)	Semi-Gloss White	27875
Inside of doors which open outward	Exterior match	
FLOORS		
Linoleum covered	As specified by procuring activity	
Not linoleum covered	Lusterless Gray Color including grit when grit is specified for a particular area	36118
Cabinet/Console exteriors	Semi-Gloss Green	24410
Control/Display Panels		26492
Interior and exterior (covered)	Semi-Gloss Gray	
Exterior (no cover)	Exterior match	
Controls	Gloss Black or Semi-Gloss Gray	17038 26231
Panel labeling		
Interior and exterior (covered) panels	Semi-Gloss Black	27038
Exterior (no cover) panels	Lusterless Black Lusterless White	37038* 37875*
Interior surfaces of other containers, cabinets, or shelter, if painting is required	Gloss White	17875

* As specified by the procuring activity.

5.4.4.2 Pipe, Hose, and Tube Lines - The function, content direction of flow, and any hazard of pipe, hose, and tube lines used in missile systems and systems-peculiar equipment that is required exclusively for test, maintenance, servicing or operation as an integral part of the functional system, shall be color coded (and marked) in accordance with MIL-STD-1247. All lines external to these systems shall be color coded in accordance with MIL-STD-101.

5.4.4.3 Training Aids - Color coding primarily for graphic and demonstrator-type training aids utilized in operational and maintenance guided missile training shall be in accordance with MIL-STD-709.

5.4.4.4 Other - Items of other categories utilized in missile systems shall be marked in accordance with applicable requirements herein.

5.4.4.5 War Reserve and Training Nuclear Weapons and Containers - Required markings for these items are contained in appropriate Joint Atomic Weapons publications.

5.5 Electrical and Electronic Equipment and Items.

5.5.1 Communications-Electronic Shelters

5.5.1.1 Color - Communications-electronic shelters shall be painted as follows:

5.5.1.1.1 Exteriors - Exterior painted surfaces shall be Lusterless Forest Green No. 34083 solar heat reflecting paint produced in accordance with MIL-C-46168, MIL-C53039, or MIL-E-52835. (Also see Table II.)

5.5.1.1.2 Interiors - Interior colors of mobile communication-electronic equipment enclosures, occupied by personnel during operation, maintenance, or control, shall conform to Table II.

5.5.1.2 Marking - Marking shall conform to Table II and other applicable requirements of this standard.

5.5.2 Cables

5.5.2.1 Electrical Cable and Cord - Color coding and identification marking of electrical cable and cord shall conform to MIL-STD-686.

5.5.2.2 Cable for Transmission of Telephone, Telegraph, and Teletype Signals - Color coding and marking of cables for transmission of telephone, telegraph, and teletype signals (including singles, pairs, multiples and quads used in other applications

such as intercommunication, loudspeaker and microphone cables) shall be in accordance with MIL-STD-685.

5.5.2.3 Vehicular Use - Color and marking of high-tension and low-tension cables for vehicular use shall conform to MIL-C-3702 and MIL-C-13486, respectively.

5.5.2.4 Thermocouples - Color and identification coding for all single and duplex thermocouple wires and all thermocouple extension wires shall conform to MIL-STD-687.

5.5.3 Electronic Items - Marking of electronic items, except marking for shipment and as otherwise specified by an applicable Government document covering the item on which the marking appears, shall conform to MIL-M-13231.

5.5.4 Electronic Parts - Electronic parts shall be color coded in accordance with MIL-STD-1285.

5.5.5 Warning Markings

5.5.5.1 Electronic Equipment - Warning labels, signs and markings on electronic equipment shall be in accordance with MIL-STD-454, Req. 1. Size and format shall conform to Figures 1 and 2 herein.

5.5.5.2 Radio Frequency Hazard - The Radio Frequency Radiation Hazard Warning Symbol shall be in accordance with ANSI C95.2.

5.5.5.3 Laser Hazard - Permanently affixed labels shall be in accordance with ANSI Z136.1.

5.5.5.4 Safety - See Paragraph 5.9.

5.5.5.5 Tactical Lasers - Tactical lasers may be exempted from Food and Drug Administration requirements provided the lasers are clearly identified by the label shown below.

CAUTION

THIS ELECTRONIC PRODUCT HAS BEEN EXEMPTED FROM FDA RADIATION SAFETY PERFORMANCE STANDARDS PRESCRIBED IN THE CODE OF FEDERAL REGULATIONS, TITLE 21, CHAPTER I, 76EL-01DOD ISSUED ON 26 JULY 1976. THIS PRODUCT SHOULD NOT BE USED WITHOUT ADEQUATE PROTECTIVE DEVICES OR PROCEDURES.

5.5.6 Test Equipment

5.5.6.1 Bench Use - Test equipment for bench use shall be Semi-Gloss Gray No. 26307.

5.5.6.2 Field Equipment - Test equipment for field testing shall be Lusterless Forest Green No. 34083.

5.5.6.3 Flight Line Equipment - Test equipment for flight line use shall be Gloss Yellow No. 13538.

5.5.7 Hookup Wire - Identification coding of hookup wire shall conform to MIL-STD-681.

5.5.8 Connections - Connections for electric assemblies shall be marked in accordance with MIL-STD-195.

5.5.9 Reference Designation - Electrical and electronic reference designations shall conform to IEEE 200-75.

5.5.10 Communications Equipment - Communications equipment installed at fixed facilities, such as radio station equipment, telephone central office sets, etc., shall be painted Lusterless Forest Green No. 34083 or Lusterless Gray No. 36118. Tactical communications equipment shall be painted Lusterless Forest Green No. 34083.

5.6 Aircraft

5.6.1 General - General color and marking of Army aircraft shall be as specified by the procuring activity. Marking of aircraft shall be designed to minimize the hazards to troops, maintenance personnel, and crew from rotating shafts, rotors, hoists, and suspension systems, downwash, electrical shock, and other unsafe conditions. (Also see 4.3.)

5.6.2 Aircrew Stations

5.6.2.1 Displays - Design and configuration of marking for aircrew station displays shall conform to MIL-M-18012, MIL-STD-411, and MIL-STD-783

5.6.2.2 Instrument and Range Markings - Instruments shall be marked in accordance with MIL-M-18012. (Also see 4.3.)

5.6.2.3 Cockpit Area Equipment - All surfaces in the cockpit area, except emergency equipment, shall be Lusterless Black No. 37038.

5.6.2.4 Emergency Equipment - Emergency equipment, when required, shall be Semi-Gloss Yellow No. 23538 or Lusterless Yellow No. 33538 as specified in the

detail equipment or installation detail specification. Emergency controls shall be marked in accordance with MIL-M-18012.

5.6.3 Avionics Equipment

5.6.3.1 Externally Mounted - Externally mounted equipment shall be Lusterless Forest Green No. 34083.

5.6.3.2 Internally Mounted - Internally mounted equipment cases and panels, except those in the cockpit area, shall be Lusterless Forest Green No. 34083 or Semi-Gloss Gray No. 26152 as specified in the detailed equipment or installation specification.

5.6.4 Hose Pine and Tube Lines - Colors and marking for identifying applicable functions, subsidiary functions, pressure, hazards, and direction of flow of pipe, hose, and tube lines used in aircraft and support equipment required for test, maintenance servicing or operation as an integral part of the function system shall conform to MIL-STD-1247.

5.7 Ammunition, Chemical and Radiological Items

5.7.1 Ammunition - Conventional and chemical ammunition shall be painted in accordance with MIL-STD-709. Marking shall be as specified by the procuring activity.

5.7.2 Chemical Warfare Equipment - Chemical warfare equipment shall be painted Lusterless Forest Green No. 34083 except that such equipment mounted on vehicles shall be painted the same color as the vehicle.

5.7.3 Contaminated Areas - The design and color of signs for contaminated areas shall be in accordance with MIL-STD-450. This does not apply to marking or shipping of material.

5.7.4 Nuclear Reactor Systems - Valves, fittings, flanges, and unions used in nuclear reactor systems shall be marked in accordance with FED-STD-186.

5.8 Other Items - The standard color for exterior painted surfaces of other items of Army materiel intended for field use and not otherwise specified herein shall be Lusterless Forest Green No. 34083 unless otherwise directed by the procuring activity.

5.8.1 Antenna Radomes - If painting is necessary, antenna radomes shall be Lusterless Forest Green No. 34083 or Lusterless White No. 37875.

5.8.2 Antenna Towers - Antenna towers for use under non-tactical conditions shall be painted in alternating bands of Gloss Orange No. 12197 and Gloss White No. 17875, with the band at each end colored orange. These bands should be of equal width, each band being approximately one-seventh the height of the tower, provided that each band shall have a width of not more than 12 m (40 feet) nor less than 450 mm (1.5 feet).

5.8.3 Armed Forces Radio and Television Network Equipment - Armed Forces Radio and television network equipment shall be painted Lusterless Forest Green No. 34083 or Lusterless Gray No. 36118.

5.8.4 Automatic Data Processing Equipment - Automatic Data Processing equipment shall be painted Lusterless Forest Green No. 34083 or Lusterless Gray No. 36118.

5.8.5 Bridging Equipment - Applicable exterior surfaces of bridging equipment shall be painted Lusterless Forest Green No. 34083 except as specified by the procuring activity. Stenciling and identification marking shall be Lusterless Black No. 37038. Bridging equipment covered by treaty agreements shall be finished in accordance with such color schemes of those agreements as specified by the procuring activity.

5.8.6 Fire Control Materiel - Colors used for identification of water, fuel and oil caps, filler and drain plugs, and lubricating points of fire control materiel shall be in accordance with MIL-STD-194. Purging ports shall be color coded Gloss Gray No. 16187 and escape ports shall be color coded Gloss Yellow No. 13538 on fire control optical instruments normally charged with nitrogen.

5.8.7 Ground Controlled Approach (GCA) Radar Equipment - GCA radar equipment for use at Army airfields shall be painted as follows:

- a. Tactical use Lusterless Forest Green No. 34083 (including waveguide and antenna reflectors). Reflectors may be painted a non-conductive Lusterless Forest Green, No. 34083.
- b. CONUS use Per FAA Technical Standard Order TSO N26.

5.8.8 Machine Tools - Machine tools and associated shop equipment shall be painted Gloss Gray No. 16187, except as follows:

- a. At fixed facilities, such equipment may be painted Semi-Gloss Green No. 24272.
- b. Emergency stopping switches and bars on such equipment shall be painted Gloss Red No. 11105 or 11136.

5.8.9 Meteorological Equipment - Meteorological equipment shall be painted Lusterless Forest Green No. 34083.

5.8.10 Nylon Webbing - Manufacturers' identification color coding of nylon webbing manufactured under MIL-W-4088 shall conform to MIL-STD-1480.

5.8.11 Petroleum and Related Products - Marking of petroleum and related products shall conform to MIL-STD-290. With the exception of aircraft, vessels, power plants and heating systems, and where camouflage or concealment is not required, color and marking for identification of liquid petroleum products and hydrocarbon missile fuels stored in and dispensed from Government owned or operated bulk facilities shall be in accordance with MIL-STD-161.

5.8.12 Photographic and Audio-Visual Equipment - Photographic and audio-visual equipment shall be painted Lusterless Forest Green No. 34083 or Lusterless Black No. 37038 as appropriate.

5.8.13 Pipelines and Compressed Gas Cylinders - Pipeline and compressed-gas cylinders shall be color coded as specified by MIL-STD-101.

5.8.14 Rubber Products - If color or identification markings are used on rubber products, they shall conform to MIL-STD-190.

5.8.15 Reusable Shipping Transporters - Reusable shipping transporters (CONEX containers,) shall be painted as follows:

- a. Type I and type II containers Lusterless Forest Green No. 34083
- b. Type II CH (controlled humidity) containers Gloss Aluminum No. 17178

5.8.16 Small Arms - Marking for small arms weapons (including those used in aircraft armament subsystems) shall conform to MIL-W-13855.

5.8.17 Training Devices - Color and marking of training devices shall be in accordance with MIL-T-23991, as applicable.

5.8.18 Amphibious Craft - Color and marking of Army amphibious craft shall be as specified by the procuring activity.

5.9 Safety Color Markings and Signs

5.9.1 Safety Color Markings - Safety colors shall conform to Table III and to other requirements specified by the procuring activity. (Also see 4.3.)

5.9.2 Safety Sign Color and Marking - Danger, caution, safety notice, instruction, and directional signs and plates shall be accordance with NEMA Z535.1 and NEMA Z535.2 except as specified below, and shall conform to other requirements specified by the procuring activity. (Also see 4.3.)

5.9.2.1 Danger Signs - Danger signs, used only where an immediate hazard capable of producing irreversible damage or injury exists, shall conform to Figure 1.

5.9.2.2 Caution Signs - Caution signs, used only to warn against potential hazards or to caution against unsafe practices, shall conform to Figure 2.

5.9.2.3 Safety Instruction Signs - Safety instruction signs, used to provide general safety instructions and suggestions, shall conform to Figure 3.

5.9.2.4 Directional Signs - Directional signs, where required to indicate the way to locations, shall conform to Figure 4.

TABLE III Safety Colors

FED-STD-595 COLORS FOR IDENTIFICATION OF EXAMPLES

Red 11105, 11136, 21105	Fire protection equipment and apparatus	Fire alarm boxes, firehose locations, fire reporting telephone stations, fire extinguishers (unless painting unnecessary)
	Danger	High voltage; no smoking, matches, open light; keep out
	Stop	Stop buttons for emergency stopping of machinery, emergency stop bars on hazardous machines
Yellow 13538, 13655, 23655	Caution	Handrails, guardrails, top and bottom treads of stairways, containers of hazardous chemicals, waste containers for highly combustible materials
	Physical hazards	Hook blocks on cranes, coverings and guards for guy wires; corner markers for storage piles; exposed and unguarded edges of platforms, pits, walls, and obstructions
Green 14260, 24260	Safety equipment	Location of first aid equipment, stretchers, personnel deluge showers, protective masks, safety starting buttons
Black 17038, 27038, 37038	Housekeeping and traffic markings	Location and width of aiseways, deadends of aisles or passageways, location for refuse cans, white corners for rooms or passageways
White 17875, 27875, 37875		

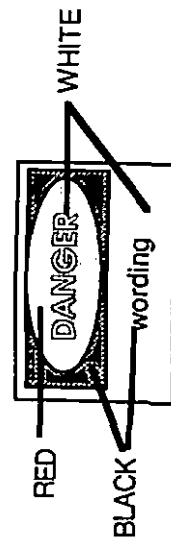
(Continued)

TABLE III. Safety Colors (Continued)

FED-STD-595 COLORS FOR IDENTIFICATION OF EXAMPLES

Blue 15102, 25102	Exterior of switch boxes and electrical controls which are the starting point or source for hazardous machinery or equipment	
Orange 12246, 22246, 32246	Dangerous parts of machines or energized equipment	Items which may cut, crush, shock or injure
Purple (Magenta) 17142, 27142	Radiation hazards (Ionizing)	(ANSI N2.1 and Z535)

MIL-STD-1473B (MI)



Wording Examples

Danger--High Voltage

2300 Volts

Danger--Keep Off, Electric

Current

Danger--Insufficient

Clearance

Danger--Crane Overhead

Danger--Keep Away

Danger--Keep Off

Danger--Keep Out

Danger--Use No Open

Light--Flammable

Danger--No Smoking, Matches

or Open Lights*

*For signs reading "No Smoking," a rectangular sign using white letters on a red background shall be acceptable except in high hazard areas.

Sign Size (Mm)		Black Rectangular Panel (Mm)		Red Oval (Mm)		Word "Danger" Height of Letters (Mm)		Maximum Space Available for sign Wording (Mm)	
Height	Width	Height	Width	Height	Width	Height	Width	Height	Width


HORIZONTAL PATTERN

175	250	81.25	234.38	71.88	212.50	35.94	68.75	234.375	234.375
250	350	109.38	334.38	103.13	296.88	51.56	106.25	334.375	334.375
350	500	162.5	484.38	143.75	425	71.88	156.25	484.375	484.375
500	700	231.25	684.38	206.25	596.75	103.13	228.125	684.375	684.375

UPRIGHT PATTERN

250	175	59.38	159.38	53.13	146.88	26.56	159.38	159.38	159.38
350	250	81.25	234.38	71.88	212.5	35.94	237.50	234.38	234.38
500	350	115.63	334.38	103.13	296.88	51.56	350	334.38	334.38
700	500	162.50	484.38	143.75	596.88	71.88	506.25	484.38	484.38

Figure 1. Danger Signs



Wording Examples

- Caution--Stop Machinery to Clean, Oil or Repair
- Caution--Close Clearance
- Caution--Goggles Must Be Worn When Operating This Machine
- Caution--Electric Fence
- Caution--Eye Protection Required in This Area
- Caution--Hearing Protection Required

Sign Size (Cm)		Black Rectangular Panel (Cm)		Word "Caution" Height of Letters (Cm)		Maximum Space Available for Sign Wording Below Panel (Cm)	
Height	Width	Height	Width			Height	Width

HORIZONTAL PATTERN

175.0	250	56.25	234.38	40.63	81.25	234.38
250.0	350	81.25	334.45	56.25	137.5	334.38
350.0	500	93.75	484.38	68.75	225.0	484.38
500.0	700	106.25	684.38	81.25	362.5	684.38

UPRIGHT PATTERN

250	175	40.69	159.38	28.13	175.0	159.38
350	250	56.25	234.38	40.69	262.5	234.45
500	350	81.25	334.38	56.25	387.5	334.38
700	500	93.75	484.38	68.75	600.0	484.38

Figure 2 Caution Signs

MIL-STD-1473B (MI)



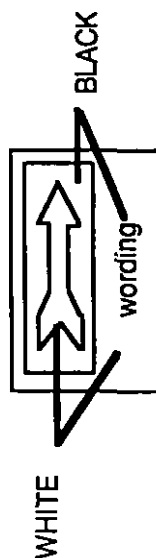
Wording Examples

- Walk-Don't Run - Avoid Injuries
- Lock Out Controls Before Making Repairs
- Report all Injuries

NOTE: The word "Think" as given here is only an illustration.
 Other wording may be used.

Sign size (Cm)		Green Rectangular Panel (Cm)		Word "Think" Height of Letters (Cm)	Maximum Space Available for Sign Wording Below Panel (Cm)	
Height	Width	Height	Width		Height	Width
175.0	250.0	56.25	234.38	40.63	87.50	234.38
250.0	350.0	81.25	334.38	56.25	137.50	334.38
350.0	500.0	93.75	484.38	68.75	225.00	484.38
500.0	700.0	106.25	684.38	81.25	362.50	684.38

Figure 3. Safety Instruction Signs



Wording Examples

To Exit (below arrow panel)

To First Aid or Symbol (below arrow panel)

Sign Size (Mm)		Black Rectangular Panel (Mm)		White Arrow (Mm)						Maximum Space Available for Sign Wording (Mm)	
				Overall Length	Arrow Head		Arrow Shaft Height	Arrow Tail			
Height	Width	Height	Width		Height	Width		Height	Width	Height	Width
162.50	350.00	81.25	334.38	315.63	68.75	75.00	28.13	59.38	81.25	56.25	334.38
225.00	500.00	112.50	484.38	265.63	93.75	103.13	40.63	81.25	112.50	84.38	484.38
300.00	700.00	150.00	684.38	665.63	128.13	140.63	53.13	109.38	150.00	118.75	684.38
375.00	900.00	187.50	884.38	865.63	159.38	171.88	65.63	137.50	187.50	156.25	884.38

Figure 4. Directional Signs

6. NOTES

(This section contains helpful information of a general or explanatory nature that may be helpful, but is not mandatory.)

6.1 Intended use. The purpose of this standard is to establish general requirements for color and marking of Army materiel, to provide such requirements otherwise only contained in selected administrative (Non DODISS) publications, and provide a convenient index to commodity and functional requirements for such requirements. The standard is intended for use during acquisition, and not as a basis for repainting fielded materiel.

6.2 Issue of DODISS. When this standard is used in acquisition, the applicable issue of the DODISS must be cited in the solicitation (see 2.1.1 and 20.1.2).

6.3 Subject term (key word) listing.

Color
Marking
Army
Interiors
Exteriors

6.4 Changes from previous issue. Marginal notations are not used in this revision to identify changes with respect to the previous issue due to the extensiveness of the changes.

APPENDIX

GUIDANCE DOCUMENTS

10. SCOPE

The documents listed in this appendix provide supplementary information and criteria on color and marking of Army materiel that may be used, as applicable. This Appendix is not a mandatory part of the standard. The information contained herein is intended for guidance only.

20. APPLICABLE DOCUMENTS

20.1 Government documents

20.1.1 Specifications, standards, and handbooks

MIL-P-514	Plate, Identification, Instruction and Marking, Blank
TB 43-0209	Color, Marking, and Camouflage Painting of Military Vehicles, Construction Equipment, and Materials Handling Equipment
TB 746-93-4	Painting of Vessels
TB 746-95-1	Color, Marking, and Camouflage Pattern Painting for Armament Command Equipment
TB MED 523	Control of Hazards to Health from Microwave and Radio Frequency Ultrasound
TB MED 524	Occupational and Environmental Health: Control of Hazards to Health from Laser Radiation
TM 55-1500-345-23	Painting and Marking of Army Aircraft
TM 55-6600-200-20	Marking of Instruments and Interpretation of Markings, Organizational Maintenance Manual for

20.1.2 Other Government documents, drawings and publications

DODISS	Department of Defense Index of Specifications and Standards
--------	---

AR 58-1	Joint Procedures for Management of Administrative Use Motor Vehicles
AR 385-30	Safety Color Code Markings and Signs
AR 700-64	Radioactive Commodities in the DoD Supply System
AR 750-58	Painting, Camouflage Painting and Marking of Army Materiel

20.2 Non-Government publications

ANSI C2	National Electrical Safety Code
NFPA 70	National Electrical Code

INDEX

	Paragraph	Page
Aircraft.....	5.6.....	20
Aircrew Station.....	5.6.2.....	20
Ammunition.....	5.7.1.....	21
Amphibious Craft.....	5.8.18.....	23
Antenna Radomes.....	5.8.1.....	21
Antenna Towers.....	5.8.2.....	21
Armed Forces Radio and TV Network Equipment.....	5.8.3.....	22
Arms, Small.....	5.8.16.....	23
Army Medical Department (Railroad Equipment).....	5.3.2.4.....	14
Artillery, Towed.....	5.4.1.....	14
Audio-Visual Equipment.....	5.8.12.....	23
Automatic Data Processing equipment.....	5.8.4.....	22
Avionics Equipment.....	5.6.3.....	21
 B		
Bar Coding.....	4.4.....	8
Bridging Equipment.....	5.8.5.....	22
 C		
Cables.....	5.5.2.....	18
Communications.....	5.5.2.2.....	18
Electrical.....	5.5.2.1.....	18
Thermocouples.....	5.5.2.4.....	19
Vehicles.....	5.5.2.3.....	19
Chemical Warfare Equipment.....	5.7.2.....	21
Communication Equipment.....	5.5.10.....	20
Compressed Gas Cylinders.....	5.8.13.....	23
Connections (Elec.).....	5.5.8.....	20
Construction Equipment.....	5.1.2.3.....	12
Contaminated Areas.....	5.7.3.....	21
Controls.....	4.1.2.....	8
	and 4.2.3.....	8
 D		
DEFINITIONS.....	3.....	7
DETAIL REQUIREMENTS.....	5.....	9
Displays.....	4.1.2.....	8
	and 4.2.3.....	8

E

	Paragraph	Page
Electronic, Items	5.5.3	19
Electronic, Parts	5.5.4	19

F

Fire Control Materiel	5.8.6	22
-----------------------------	-------	----

G

GENERAL REQUIREMENTS	4	8
Ground Controlled Approach (GCA) Radar Equipment	5.8.7	22
Ground Support Equipment.....	5.4.3	15

H

Hookup Wire	5.5.7	20
-------------------	-------	----

I

Identification, General.....	4.2.1	8
------------------------------	-------	---

L

Labeling	4.2.4	8
Laser Hazards.....	5.5.5.3	19
Launchers, Multiple Rocket	5.4.1	14
Lettering	4.2.4	8
Lines (Hose, Pipe and Tubes) Aircraft	5.6.4	21
Lines (Hose, Pipe and Tubes) Missiles	5.4.4.2	18
Liquid Propellant Containers	5.4.4.1	16

M

Machine Tools	5.8.8	22
Marking, General	4.2	8
Materials Handling Equipment	5.1.2.3	12
Meteorological Equipment	5.8.9	22
Missiles, Guided.....	5.4.2	15

N

NOTES.....	6	31
Nuclear Reactor system.....	5.7.4	21

N (continued)

	Paragraph	Page
Nuclear Weapons	5.4.4.5	18
Numeral Design	4.2.4	8
Numerical Designation (Colors)	4.1.1	8
Nylon Webbing	5.8.10	22

O

Off-the-Shelf Equipment	4.1.3	8
-------------------------------	-------	---

P

Petroleum Products	5.8.11	23
Photographic Equipment	5.8.12	23
Pictorial Symbols	5.1.2.5	12
Pipeline	5.8.13	23

R

Radio Frequency Hazards	5.5.5.2	19
Railroad Equipment	5.3	12
Reference Designation (Elec.)	5.5.9	20
REFERENCED DOCUMENTS	2	2
Resistors	5.5.5	19
Rubber Products	5.8.14	23

S

Safety, Color Markings	5.9.1	23
Safety, Sign color and Marking	5.9.2	23
SCOPE	1	1
Shelters, Communication-Electronics	5.5.1	18
Shipment, Marking for	4.2.2	8
Specific Items, Color/Marking	4.3	8
Storage, Marking for	4.2.2	8

T

Tactical Lasers	5.5.5.5	19
Test Equipment (Elec.)	5.5.6	19
Transporters, Shipping, Reusable	5.8.15	23
Training devices	5.8.17	23

V

	Paragraph	Page
Vehicles.....	5.1.....	9
Administrative.....	5.1.2.1.....	9
Combat.....	5.1.2.2.....	9
Tactical.....	5.1.2.2.....	9
Vessels	5.2.....	12

W

Warning Markings (Elec.).....	5.5.5.....	19
-------------------------------	------------	----

Custodians:

Army: MI

Preparing Activity

Army: MI

Review Activities:

Agency:

Army: GL, MD, MR, TM, HEL

Defense Supply

GS

ES

User Activities:

Army: CR, ER, MD, AT, ME

Project No. HFAC A018