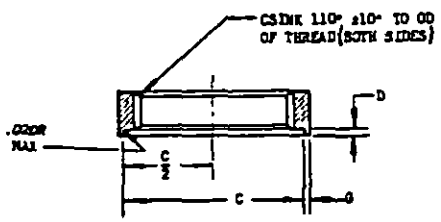
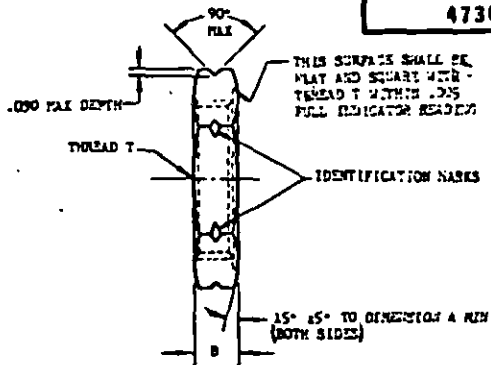
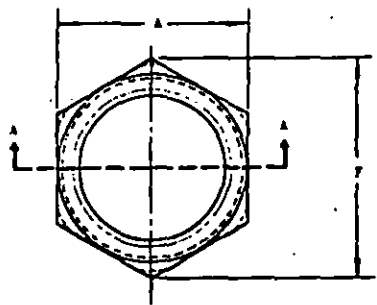


FED. SUP. CLASS
4730



User Activities: Army-NE, AV
Navy-AS
Air Force-99

Review activities: Army-NE, AV
Navy-AS
Air Force-99
DLA-CS

This military standard is approved for use by all Departments and Agencies of the Department of Defense. Selection for all new engineering and design applications and for repetitive use shall be made from this document when applicable.

(a) CONCENTRICITY: THREAD T AND DIAMETER C SHALL BE CONCENTRIC WITHIN .005 TOTAL INDICATOR READING.
(b) PART NO. AN6289-2 INACTIVE FOR DESIGN AFTER 7 APRIL 1950.
MATERIAL: STEEL; ALUMINUM ALLOY; CORROSION RESISTANT STEEL (CRES); TITANIUM ALLOY; BARS, SHAPES, OR FORGINGS (SEE PROCUREMENT SPECIFICATION).
FINISH: SEE PROCUREMENT SPECIFICATION.

- NO CODE LETTER IN PART NUMBER FOR STEEL.
- ⑦ ADD D IN PLACE OF DASH FOR ALUMINUM ALLOY (EXCEPT 7075-T73).
- ⑦ ADD G IN PLACE OF DASH FOR CRES, TYPE 302, 303, 304, 316, AND 321.
- ADD J IN PLACE OF DASH FOR CRES, TYPE 304.
- ADD K IN PLACE OF DASH FOR CRES, TYPE 316.
- ADD S IN PLACE OF DASH FOR CRES, TYPE 304 AND 347. PARTS ARE NOT TO BE MANUFACTURED FROM TYPE 304L STEEL AFTER 10 FEBRUARY 1967.
- ADD T IN PLACE OF DASH FOR TITANIUM ALLOY. TITANIUM IS NOT RECOMMENDED FOR USE IN OXYGEN SYSTEMS.
- ⑦ ADD W IN PLACE OF DASH FOR 7075-T73 ALUMINUM ALLOY.
- ⑦ ITEMS CODED C ON PREVIOUS ISSUES OF THIS STANDARD ARE NO LONGER TO BE FURNISHED. PROCURING ACTIVITIES MUST SPECIFY APPLICABLE CRES MATERIAL CODE AS PART OF THE STANDARD PART NUMBER.

EXAMPLE OF PART NUMBERS:

- AN6289-8 - NUT, 1/2 TUBING, STEEL.
- ⑦ AN6289D8 - NUT, 1/2 TUBING, ALUMINUM ALLOY (EXCEPT 7075-T73).
- ~~AN6289G8 - NUT, 1/2 TUBING, CRES, TYPE 302, 303, 304, 316, OR 321.~~
- AN6289J8 - NUT, 1/2 TUBING, CRES, TYPE 304.
- AN6289K8 - NUT, 1/2 TUBING, CRES, TYPE 316.
- AN6289S8 - NUT, 1/2 TUBING, CRES, TYPE 347.
- AN6289T8 - NUT, 1/2 TUBING, TITANIUM ALLOY.
- ⑦ AN6289W8 - NUT, 1/2 TUBING, 7075-T73 ALUMINUM ALLOY.

BREAK ALL SHARP EDGES AND REMOVE ALL HANGING BURRS AND SLIVERS.
DIMENSIONS IN INCHES. UNLESS OTHERWISE SPECIFIED, TOLERANCE: FRACTIONS ±1/64.
SEE AND10064, PAGE 3 FOR INSTALLATION DETAILS.
FOR DESIGN FEATURE PURPOSES, THIS STANDARD TAKES PRECEDENCE OVER PROCUREMENT DOCUMENTS REFERENCED HEREIN.
REFERENCED DOCUMENTS SHALL BE OF THE ISSUE IN EFFECT ON DATE OF INVITATIONS FOR BID.

⑦ REDRAWN

⑦ denotes changes

REVISED 21 MAR 79
APPROVED 16 MAY 49

P.A. Air Force-99 Other Cust	International Interest	AIR FORCE - NAVY AERONAUTICAL STANDARD	AN 6289
		NUT, TUBE	
Procurement Specification MIL-P-5509		SUPersedes: USAF DRAWING 46B1655	PAGE 1 OF 2

FED. SUP. CLASS
4730

user Activities: Army-AE, N
Navy-AS
Air Force-99

Review activities: Army-AE, AV
Navy-AS
Air Force-99
DLA-CS

THIS MILITARY STANDARD is approved for use by all Department and Agencies of the Department of Defense. Selection for all new engineering and design applications and for repetitive use shall be made from this document when applicable.

DASH NO.	TUBING OD	(a) THREAD T (REF)	A	B	(a) C ±.005 DIA	D ±.005	F (REF)	G MIN	WEIGHT MAX (LBS.)		
									STEEL	AL ALLOY	TI ALLOY
(b) 2	1/8	5/16-24UNF-3B	.563	1/4	.483	.037	.65				
3	3/16	3/8-24UNF-3B	.625		.516		.72				
4	1/4	7/16-20UNF-3B	.688		.608		.79				
5	5/16	1/2-20UNF-3B	.750	+ .003 - .004	.670	.042	.87	.032			
6	3/8	9/16-18UNF-3B	.813		.733		.91				
8	1/2	3/4-16UNF-3B	1.000		.920		1.15				
10	5/8	7/8-14UNF-3B	1.125		1.045		1.30				
12	3/4	1-1/16-12UNF-3B	1.375		1.295		1.59				
16	1	1-5/16-12UNF-3B	1.625		1.541		1.88				
20	1-1/4	1-7/8-12UNF-3B	1.938	±.016	1.854	.054	2.24				
24	1-3/2	1-7/8-12UNF-3B	2.188		2.104		2.53	.027			
28	1-3/4	2-1/16-12UNF-3B	2.563	±.020	2.478		2.98				
32	2	2-1/2-12UNF-3B	2.813		2.728		3.45				

P.A. Air Force-99 Other Cust	Instructional Interest	AIR FORCE-NAVY AERONAUTICAL STANDARD	AN 6289
Procurement Specification MIL-F-5509		SUPERSEDES: USAF DRAWING 46B1655	
DD FORM 1 SEP 67 672-1 (Coordinated) PREVIOUS EDITIONS OF THIS FORM ARE OBSOLETE.		PAGE 2 OF 2	

APPROVED 16 MAY 49 REVISED (7) For changes see page 1. 21 MAR 79