

P255080

T4

X 010039



AGARD-R-717

AGARD-R-717

AGARD

ADVISORY GROUP FOR AEROSPACE RESEARCH & DEVELOPMENT

7 RUE ANCELLE 92200 NEUILLY SUR SEINE FRANCE

AGARD REPORT No. 717

Some Trends in Airship Technology Developments

LIBRARY
ROYAL AIRCRAFT ESTABLISHMENT
BEDFORD.

NORTH ATLANTIC TREATY ORGANIZATION



DISTRIBUTION AND AVAILABILITY
ON BACK COVER

NORTH ATLANTIC TREATY ORGANIZATION
ADVISORY GROUP FOR AEROSPACE RESEARCH AND DEVELOPMENT
(ORGANISATION DU TRAITE DE L'ATLANTIQUE NORD)

AGARD Report No. 717

SOME TRENDS IN AIRSHIP TECHNOLOGY DEVELOPMENTS

by

L. Balis Crema and A. Castellani
Istituto di Tecnologia Aerospaziale
Universita degli Studi di Roma
Via Eudossiana, 16
00184 Rome
Italy

THE MISSION OF AGARD

The mission of AGARD is to bring together the leading personalities of the NATO nations in the fields of science and technology relating to aerospace for the following purposes:

- Exchanging of scientific and technical information;
- Continuously stimulating advances in the aerospace sciences relevant to strengthening the common defence posture;
- Improving the co-operation among member nations in aerospace research and development;
- Providing scientific and technical advice and assistance to the North Atlantic Military Committee in the field of aerospace research and development;
- Rendering scientific and technical assistance, as requested, to other NATO bodies and to member nations in connection with research and development problems in the aerospace field;
- Providing assistance to member nations for the purpose of increasing their scientific and technical potential;
- Recommending effective ways for the member nations to use their research and development capabilities for the common benefit of the NATO community.

The highest authority within AGARD is the National Delegates Board consisting of officially appointed senior representatives from each member nation. The mission of AGARD is carried out through the Panels which are composed of experts appointed by the National Delegates, the Consultant and Exchange Programme and the Aerospace Applications Studies Programme. The results of AGARD work are reported to the member nations and the NATO Authorities through the AGARD series of publications of which this is one.

Participation in AGARD activities is by invitation only and is normally limited to citizens of the NATO nations.

The content of this publication has been reproduced directly from material supplied by AGARD or the authors.

Published August 1983

Copyright © AGARD 1983
All Rights Reserved

ISBN 92-835-1458-0



Printed by Specialised Printing Services Limited
40 Chigwell Lane, Loughton, Essex IG10 3TZ

PREFACE

Increasing attention is being now paid to the possibility of using dirigibles more widely because of the flexibility of performance of the lighter-than-air (LTA) concept. Attention is being focused on the potential improvements offered by advances recently made in aerospace technology. For its part, the Structures and Materials Panel has an interest in the application of new materials and novel structures, and an activity to consider those aspects has been set up by the Panel at its Spring 1983 Meeting in London.

This pilot paper was presented at this Meeting. It demonstrates that significant reductions in structure weight can be achieved through the use of new materials, such as carbon fibre composites, and goes on to show what corresponding improvements in operational performance can be gained.

The data given here are encouraging; they provide a starting point for future developments.

P.SANTINI
Chairman, Sub-Committee on
Materials & Structures for Dirigibles

CONTENTS

	Page
PREFACE by P. Santini	iii
SUMMARY	1
INTRODUCTION	1
1. EMPTY WEIGHT EFFECT	1
2. PERFORMANCE ANALYSES	2
3. TECHNOLOGICAL ADVANCE IN MATERIALS	5
4. PROBLEM AREAS	6
REFERENCES	6

SOME TRENDS IN AIRSHIP TECHNOLOGY DEVELOPMENTS

by

Luigi BALIS CREMA and Antonio CASTELLANI
 Istituto di Tecnologia Aerospaziale
 Via Eudossiana, 16 – 00184 Roma - Italy

Presented at Ad Hoc Group T. 107
 MATERIALS AND STRUCTURES FOR DIRIGIBLES
 AGARD 56th PANEL MEETING London 10-15th April 1983

SUMMARY

Some problem areas for the advance of modern airships are pointed out.

A typical long range sea patrol mission is considered.

In particular the use of composite materials for the structure and for the envelope, in order to achieve a substantial reduction of the empty weight and consequently a performance improvement, is considered.

INTRODUCTION

Recently several proposals for the lighter-than-air (LTA) aircraft use have been presented, which take into account technological advance in structural materials, propulsion systems and control techniques. It is claimed that such advances would permit the design of new airships which are both safer and more efficient.

Such kinds of design include light weight envelopes and structures, light weight engines and advanced controls and instrumentation.

Thus a modern airship would have better performances than historical airships of comparable volume.

However the obvious limits of the airship that make it non-competitive with commercial air transport lead to deeper inspections for special missions of the airships. The most appealing application for a modern conventional airship could be a long range maritime patrol mission, because of the payload capacity and endurance.

The airships have higher speed than ships and greater endurance and higher payload capacity than airplanes [1].

1. – EMPTY WEIGHT EFFECT

In order to evaluate the airship efficiency the first item to be considered is the empty weight ⁽¹⁾ effect.

The ratio empty weight to volume (W_e/V) versus volume for several airships – Akron, Macon, Hindenburg included – is shown in Fig. 1.

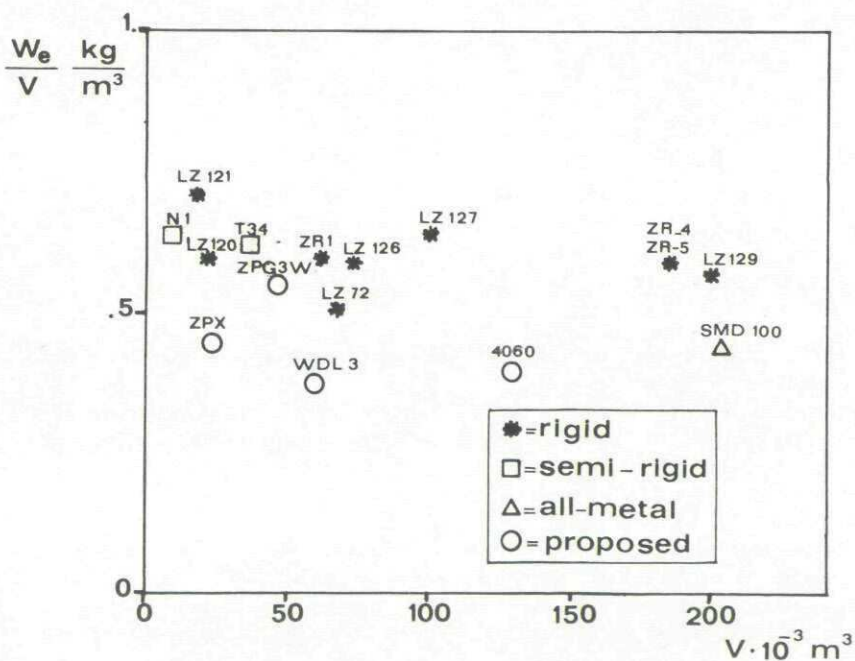


Fig. 1

⁽¹⁾ The empty weight is given by the gross weight less lifting gas weight and useful and fuel weight.

One can see that, despite the replacement of steel with aluminum alloys in the rigid structure, this ratio is close to being practically constant as volume increases.

Therefore the efficiency does not increase with size, typical values of current technology are in the area $W_e/V \cong 0.55 \text{ kg/m}^3$. The contribution of the individual parts of the rigid airship to the above values are shown in Table 1.

TABLE 1 – Rigid Airships

COMPONENTS	$W_e/V(\text{kg/m}^3)$
ENVELOPE AND GAS BAGS	.100*
RIGID STRUCTURE	.185
PROPULSION	.100
CAR, CONTROLS, INSTRUMENTATION,165

* for the semi-rigid and non-rigid airships the value changes to .2 and .3

Several proposed airships, which could use new lighter structural materials, are considered in Fig. 1 [4].

As one can see the ratio W_e/V is significantly reduced and a more advanced value $W_e/V = .35$ might be achieved with current technology.

Empty weight also affects cruise altitude. For $W_e/V = .5$ and $W_e/V = .3$, values of the ratio of useful load at various altitudes, W_u , and useful load at sea level, W_{u0} , versus altitude, are presented in Fig. 2, for helium practical lifting force of 1 kg/m^3 .

It appears that the empty weight effect on the altitude capability is very significant.

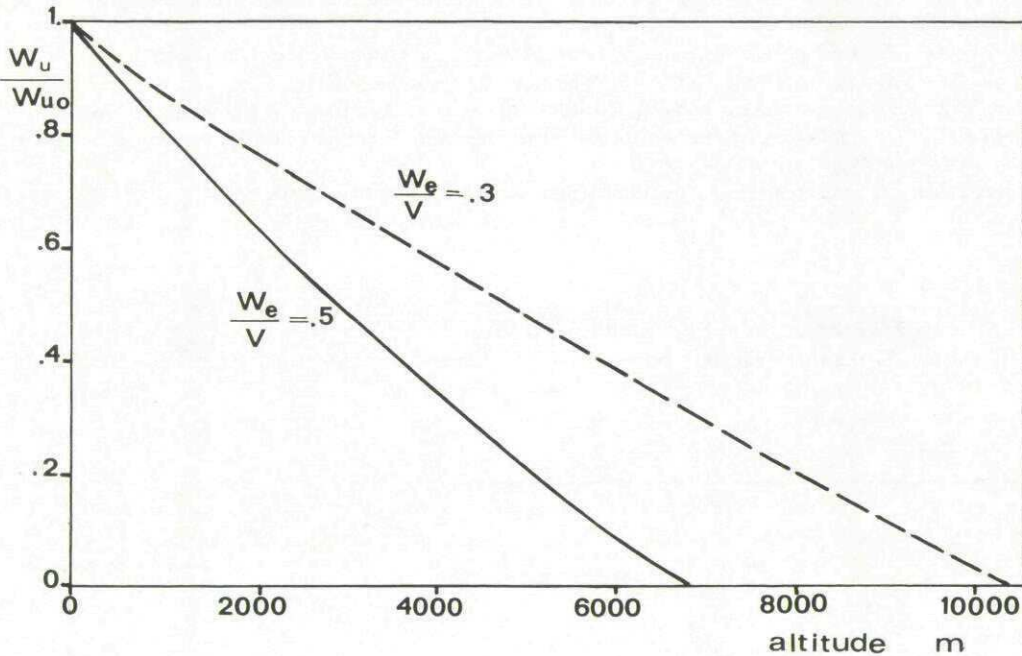


Fig. 2

2. – PERFORMANCE ANALYSES

In order to evaluate the potential effectiveness of modern airships with a reduced structural weight, some performances are presented by using the drag and propulsive efficiency of designs of the past.

Range increase, d , versus volume for two cruise velocities and several ratios, W_e/V , is shown in Figs. 3 and 4. In this analysis the ratio W_u/V is kept constant, so that the weight of the fuel, W_f , increases as the ratio W_e/V is improved. The productivity, (defined by payload tons * range kilometers) versus volume is presented in Fig. 5.

Conversely if the ratio W_f/V is kept constant (so that the payload increases as the ratio W_e/V is improved) one gets the values of productivity, as defined by payload tons * range kilometers/fuel kilos, which are shown in Fig. 6.

But it is important to add another significant parameter such cruise velocity; thus, by redefining the productivity as the ratio (payload range * cruise velocity/fuel required), we obtain the Fig. 7, for a $200,000 \text{ m}^3$ airship and two ratios W_e/V .

From the above considerations it is possible to guess a possible configuration of the airship for a sea patrol mission.

For instance Fig. 8 shows for a mission, as defined by range, payload and cruise velocity, the values of volume computed as a function of the ratio W_e/V [5], [6].

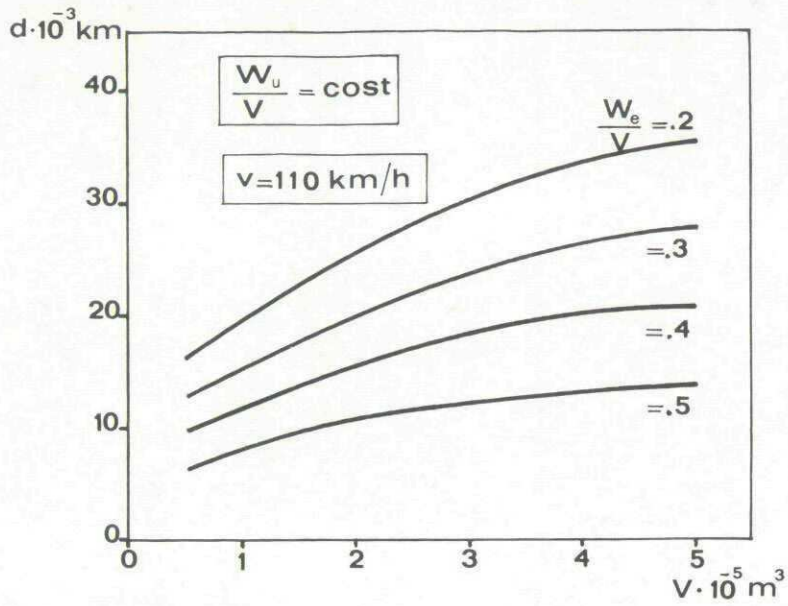


Fig. 3

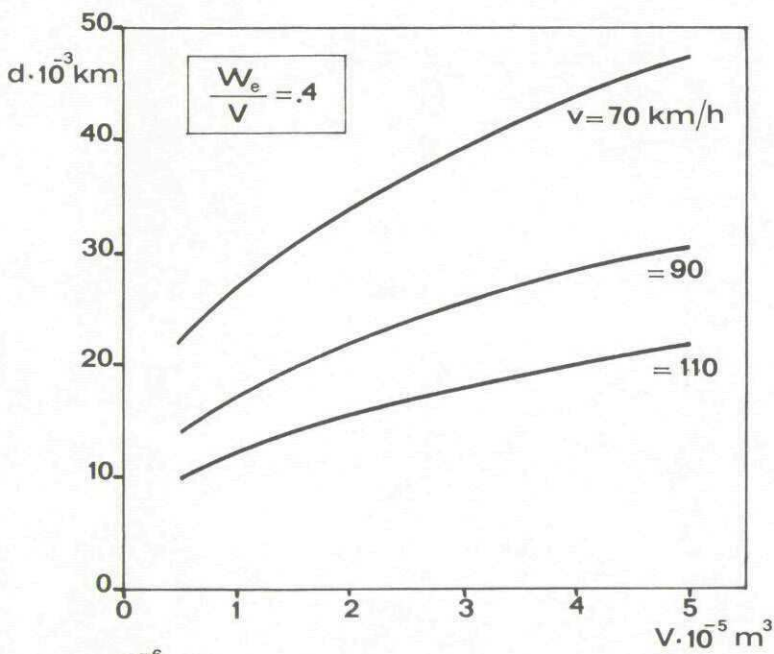


Fig. 4

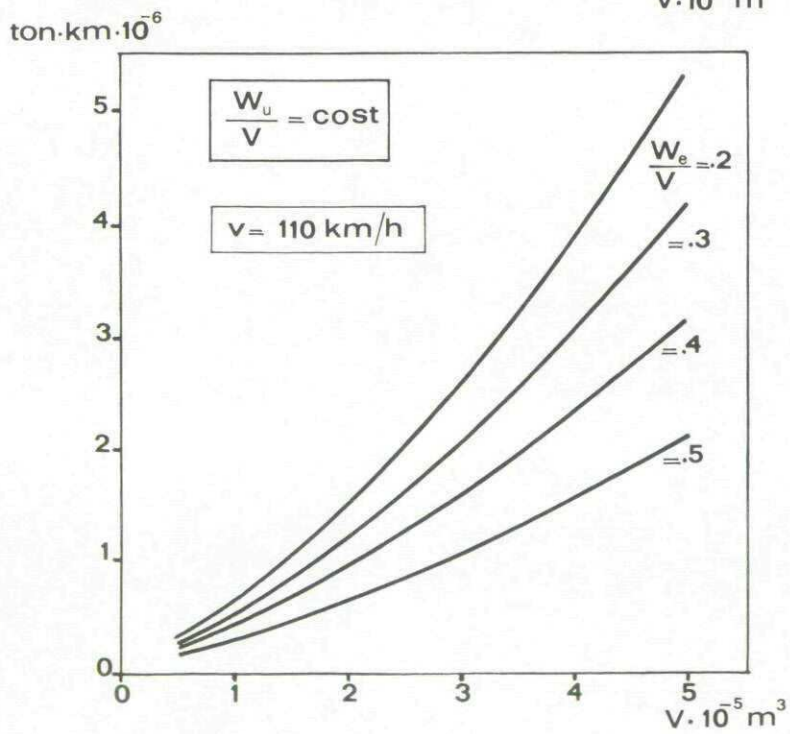


Fig. 5

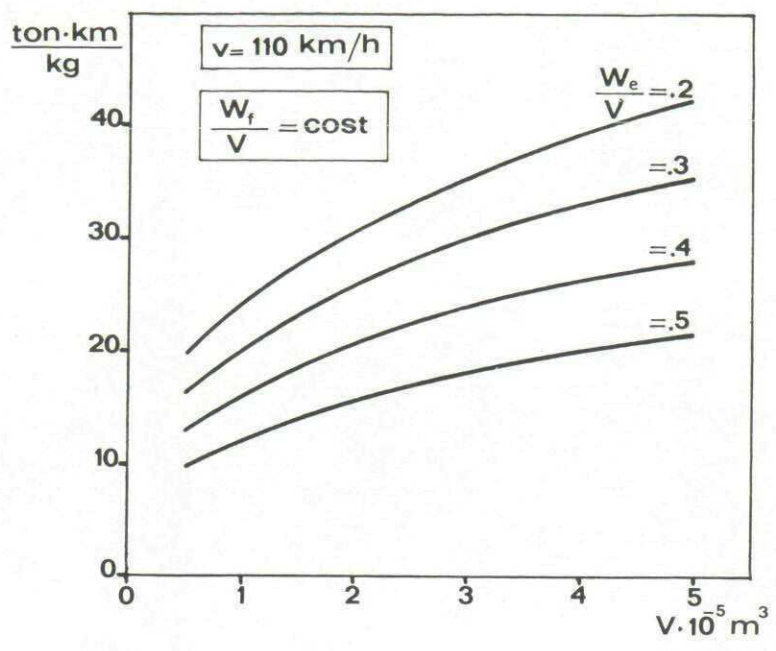


Fig. 6

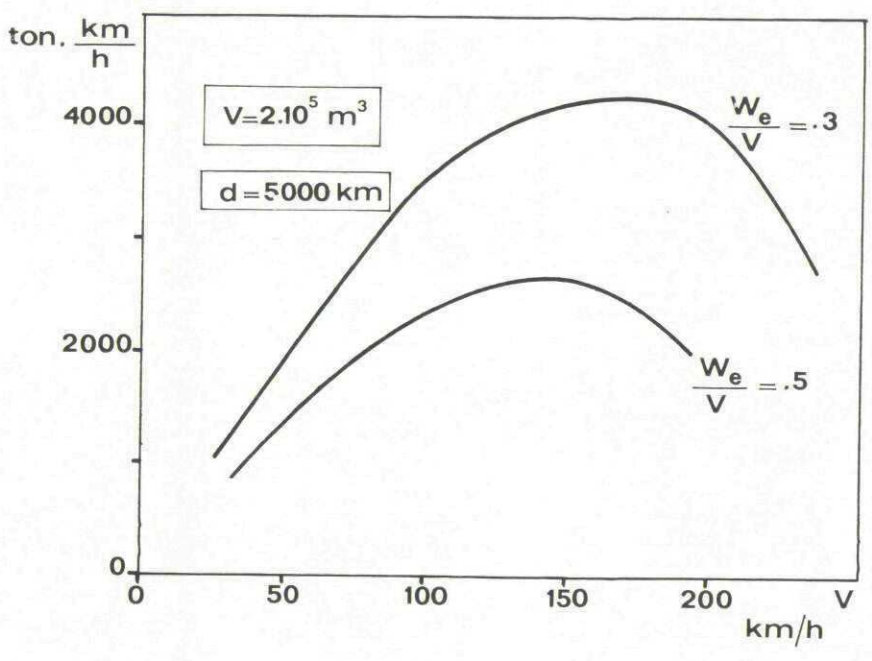


Fig. 7

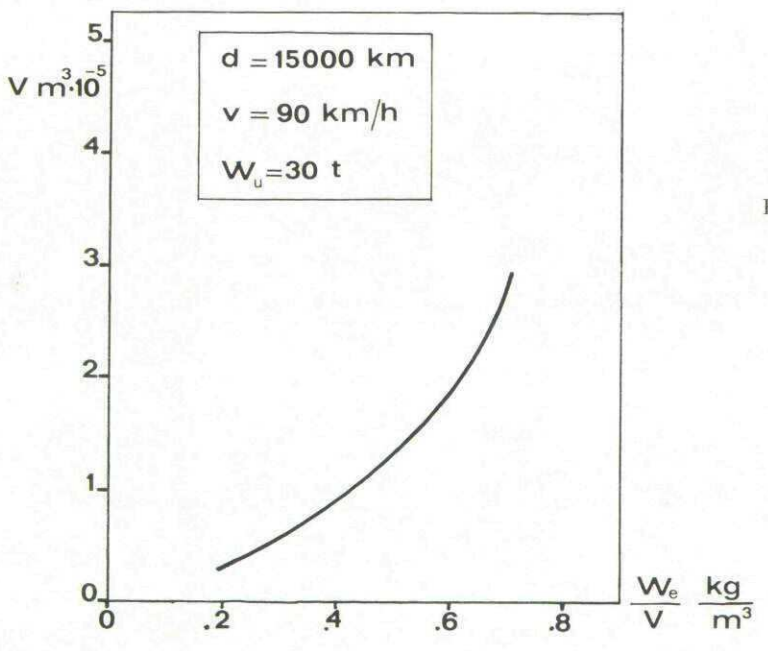


Fig. 8

3. — TECHNOLOGICAL ADVANCE IN MATERIALS

The previous analysis shows that one gets a significant improvement as the ratio W_e/V decreases.

This decrease may be achieved by new structural materials and new fabrics for the envelope [7], [8].

In the field of propulsion, improvements in aircraft engines may allow to save up to 75% of the relevant weight. In this area, emphasis should now be placed on the thrust vector control technique in order to get an autonomous capability in hovering, landing and take-off.

In the structural materials field one can see a definite trend towards the use of composite materials which have received large application in the aircraft and spacecraft construction.

As for the primary structure (e.g. girder and rigid frame) is concerned composite materials as carbon fiber and kevlar fiber (see Table 2 for properties) could be used.

TABLE 2 — Structural materials

STRUCTURAL MATERIALS	DENSITY kg m ⁻³	YOUNG' MODULUS GPa	TENSILE STRENGTH GPa
7075 Alluminum	2700.	75.	.41
Titanium	4500.	116.	1.10
Glass Fiber	2100.	50.	1.20
Carbon Fiber	1600.	200.	1.00
Kevlar fiber	1400.	85.	1.40

Weight saving, as compared to an analogous aluminum alloy structure, may be as high as 30 percent; that is in agreement with the prevision of the composite materials application for new design studies concerning primary structures, e.g. the wing, in aircraft structures [9].

A second significant saving can be achieved by using new fabrics for the envelope.

The properties of these materials, which have a large use for the high altitude scientific balloons, are presented in Table 3.

TABLE 3 — Envelope Materials

MATERIALS	WEIGHT gr m ⁻²	TENSILE STRENGTH kg m ⁻¹	PERMEABILITY l m ⁻² (24 hr)
Rubber cotton	90.	800.	3.
Polyethylene	10.	250.	1.
Mylar	55.	500.	.30
Mylar Dracon	55.	800.	1.75
Nylon Nylon	65.	850.	2.

In comparison with the historical envelopes of cotton-reinforced rubber, the new materials use could save about 35 ÷ 40 percent.

At last, if also the secondary structural members (e.g. car, control surfaces, rigging, ...) are manufactured from composite materials, a further saving of 15 percent could be achieved. It is well known that kevlar fibers have been used in the airship AD-500 Skyship.

This approach offers, in the last analysis, reductions in overall weight which could lower the ratio W_e/V , for the future airships, to .35 (see Table 4), [10].

In this case, as one can see by Fig. 8, a significant reduction in the system size is achieved.

For example for a typical sea patrol long range mission, defined by a seven days endurance and a 30 tons payload, a reduction in the ratio W_e/V from .55 to .35 should permit the use of an airship of 70,000 m³ class.

TABLE 4 — Advanced airships

COMPONENTS	W_e/V kg/m ³
ENVELOPE AND GAS BAGS	.06
RIGID STRUCTURE	.14
PROPULSION	.03
CAR, CONTROLS, INSTRUMENTATION,12

4. - PROBLEM AREAS

In the Authors' opinion it is possible to indicate the following major problem areas in order to get a significant improvement in the airship performances, based on the technology available in the 90's:

- 1 - primary structure construction in composite materials;
- 2 - secondary structure construction in composite materials;
- 3 - pliant material technology for envelopes and gas cells;
- 4 - modern computer techniques in analysis of airship structures;
- 5 - thrust vector control capability;
- 6 - airship dynamics and control at low velocities;
- 7 - airship operations, ground handling and ground facilities;
- 8 - development of new certification rules.

REFERENCES

- [1] R.L. ASHFORD, B.B. LEVITT, F.R. NEBIKER, H.K. RAPPOPORT: "Application of Lighter Than Air Technology in Developing Countries", UNIDO, Vienna, 19-22 October 1981.
- [2] C.P. BURGESS: "Airship Design", Ronald Press Company, New York, 1927.
- [3] T.L. BLAKEMORE, W. WATTERS PAGON: "Pressure Airships", Ronald Press Company, New York, 1927.
- [4] N.J. MAYER: "Current LTA Technology Developments", UNIDO, Vienna 19-22 October 1981.
- [5] J.A. ENEY: "U.S. Navy Studies of Surveillance Airships", A.E.R.A.L.L., Paris, March 1979.
- [6] H.K. RAPPOPORT: "Potential Coast Guard Missions for a Maritime Patrol Airship", A.E.R.A.L.L., Paris, March 1979.
- [7] N.J. MAYER: "LTA Structures and Materials Technology", FTL Report R75-2, January 1975.
- [8] K.G. PAYNE: "Materials for Airship Construction", Aeronautical Journal, Volume 85, N. 482, March 1981, pp. 85-87.
- [9] R.H. LANGE, J.W. MOORE: "Application of Composite Materials and New Design Concepts for Future Transport Aircraft", ICAS-82-2.7.3., Seattle 1982.
- [10] C.D. HAVILL: "Some Factors Affecting the Use of Lighter Than Air Systems", NASA, Ames Research Center.

ACKNOWLEDGEMENT

The authors are indebted to Prof. Paolo Santini who suggested this work and supported it with useful discussions.

REPORT DOCUMENTATION PAGE			
1. Recipient's Reference	2. Originator's Reference AGARD-R-717	3. Further Reference ISBN 92-835-1458-0	4. Security Classification of Document UNCLASSIFIED
5. Originator	Advisory Group for Aerospace Research and Development North Atlantic Treaty Organization 7 rue Ancelle, 92200 Neuilly sur Seine, France		
6. Title	SOME TRENDS IN AIRSHIP TECHNOLOGY DEVELOPMENTS		
7. Presented at	the 56th Meeting of the Structures and Materials Panel, in London, United Kingdom on 10–15 April 1983.		
8. Author(s)/Editor(s)	L. Balis Crema and A. Castellani	9. Date	August 1983
10. Author's/Editor's Address	Istituto di Tecnologia Aerospaziale Universita degli Studi di Roma Via Eudossiana, 16, 00184 Rome Italy	11. Pages	12
12. Distribution Statement	This document is distributed in accordance with AGARD policies and regulations, which are outlined on the Outside Back Covers of all AGARD publications.		
13. Keywords/Descriptors	<ul style="list-style-type: none"> Airships Design Composite materials Carbon fibers Performance 		
14. Abstract	<p>Recent advances in aerospace technology, and in particular the application of new materials and novel structures, have special relevance to the development of dirigibles. This paper demonstrates that significant reductions in structure weight can be achieved through the use of, for example, carbon fibre composites. It goes on to show what corresponding improvements in operational performance can be gained.</p>		

<p>AGARD Report No.717 Advisory Group for Aerospace Research and Development, NATO SOME TRENDS IN AIRSHIP TECHNOLOGY DEVELOPMENTS by L.Balis Crema and A.Castellani Published August 1983 12 pages</p> <p>Recent advances in aerospace technology, and in particular the application of new materials and novel structures, have special relevance to the development of dirigibles. This paper demonstrates that significant reductions in structure weight can be achieved through the use of, for example, carbon fibre composites. It goes on to show what corresponding improvements in operational performance can be gained.</p> <p style="text-align: right;">P.T.O.</p>	<p style="text-align: center;">AGARD-R-717</p> <hr/> <p>Airships Design Composite materials Carbon fibers Performance</p>	<p>AGARD Report No.717 Advisory Group for Aerospace Research and Development, NATO SOME TRENDS IN AIRSHIP TECHNOLOGY DEVELOPMENTS by L.Balis Crema and A.Castellani Published August 1983 12 pages</p> <p>Recent advances in aerospace technology, and in particular the application of new materials and novel structures, have special relevance to the development of dirigibles. This paper demonstrates that significant reductions in structure weight can be achieved through the use of, for example, carbon fibre composites. It goes on to show what corresponding improvements in operational performance can be gained.</p> <p style="text-align: right;">P.T.O.</p>	<p style="text-align: center;">AGARD-R-717</p> <hr/> <p>Airships Design Composite materials Carbon fibers Performance</p>
<p>AGARD Report No.717 Advisory Group for Aerospace Research and Development, NATO SOME TRENDS IN AIRSHIP TECHNOLOGY DEVELOPMENTS by L.Balis Crema and A.Castellani Published August 1983 12 pages</p> <p>Recent advances in aerospace technology, and in particular the application of new materials and novel structures, have special relevance to the development of dirigibles. This paper demonstrates that significant reductions in structure weight can be achieved through the use of, for example, carbon fibre composites. It goes on to show what corresponding improvements in operational performance can be gained.</p> <p style="text-align: right;">P.T.O.</p>	<p style="text-align: center;">AGARD-R-717</p> <hr/> <p>Airships Design Composite materials Carbon fibers Performance</p>	<p>AGARD Report No.717 Advisory Group for Aerospace Research and Development, NATO SOME TRENDS IN AIRSHIP TECHNOLOGY DEVELOPMENTS by L.Balis Crema and A.Castellani Published August 1983 12 pages</p> <p>Recent advances in aerospace technology, and in particular the application of new materials and novel structures, have special relevance to the development of dirigibles. This paper demonstrates that significant reductions in structure weight can be achieved through the use of, for example, carbon fibre composites. It goes on to show what corresponding improvements in operational performance can be gained.</p> <p style="text-align: right;">P.T.O.</p>	<p style="text-align: center;">AGARD-R-717</p> <hr/> <p>Airships Design Composite materials Carbon fibers Performance</p>

Paper presented at the 56th Meeting of the Structures and Materials Panel, in London, United Kingdom on 10–15 April 1983.

ISBN 92-835-1458-0

Paper presented at the 56th Meeting of the Structures and Materials Panel, in London, United Kingdom on 10–15 April 1983.

ISBN 92-835-1458-0

Paper presented at the 56th Meeting of the Structures and Materials Panel, in London, United Kingdom on 10–15 April 1983.

ISBN 92-835-1458-0

Paper presented at the 56th Meeting of the Structures and Materials Panel, in London, United Kingdom on 10–15 April 1983.

ISBN 92-835-1458-0

10 JAN 50

10 JAN 2007

AGARD

NATO  OTAN

7 RUE ANCELLE · 92200 NEUILLY-SUR-SEINE
FRANCE

Telephone 745.08.10 · Telex 610176

**DISTRIBUTION OF UNCLASSIFIED
AGARD PUBLICATIONS**

AGARD does NOT hold stocks of AGARD publications at the above address for general distribution. Initial distribution of AGARD publications is made to AGARD Member Nations through the following National Distribution Centres. Further copies are sometimes available from these Centres, but if not may be purchased in Microfiche or Photocopy form from the Purchase Agencies listed below.

NATIONAL DISTRIBUTION CENTRES

BELGIUM

Coordonnateur AGARD – VSL
Etat-Major de la Force Aérienne
Quartier Reine Elisabeth
Rue d'Evere, 1140 Bruxelles

CANADA

Defence Science Information Services
Department of National Defence
Ottawa, Ontario K1A 0K2

DENMARK

Danish Defence Research Board
Østerbrogades Kaserne
Copenhagen Ø

FRANCE

O.N.E.R.A. (Direction)
29 Avenue de la Division Leclerc
92320 Châtillon sous Bagneux

GERMANY

Fachinformationszentrum Energie,
Physik, Mathematik GmbH
Kernforschungszentrum
D-7514 Eggenstein-Leopoldshafen 2

GREECE

Hellenic Air Force General Staff
Research and Development Directorate
Holargos, Athens

ICELAND

Director of Aviation
c/o Flugrad
Reykjavik

ITALY

Aeronautica Militare
Ufficio del Delegato Nazionale all'AGARD
3, Piazzale Adenauer
Roma/EUR

LUXEMBOURG

See Belgium

NETHERLANDS

Netherlands Delegation to AGARD
National Aerospace Laboratory, NLR
P.O. Box 126
2600 A.C. Delft

NORWAY

Norwegian Defence Research Establishment
Main Library
P.O. Box 25
N-2007 Kjeller

PORTUGAL

Direcção do Serviço de Material
da Força Aérea
Rua da Escola Politécnica 42
Lisboa
Attn: AGARD National Delegate

TURKEY

Department of Research and Development (ARGE)
Ministry of National Defence, Ankara

UNITED KINGDOM

Defence Research Information Centre
Station Square House
St. Mary Cray
Orpington, Kent BR5 3RE

UNITED STATES

National Aeronautics and Space Administration (NASA)
Langley Field, Virginia 23365
Attn: Report Distribution and Storage Unit

THE UNITED STATES NATIONAL DISTRIBUTION CENTRE (NASA) DOES NOT HOLD STOCKS OF AGARD PUBLICATIONS, AND APPLICATIONS FOR COPIES SHOULD BE MADE DIRECT TO THE NATIONAL TECHNICAL INFORMATION SERVICE (NTIS) AT THE ADDRESS BELOW.

PURCHASE AGENCIES

Microfiche or Photocopy

National Technical
Information Service (NTIS)
5285 Port Royal Road
Springfield
Virginia 22161, USA

Microfiche

Space Documentation Service
European Space Agency
10, rue Mario Nikis
75015 Paris, France

Microfiche or Photocopy

British Library Lending
Division
Boston Spa, Wetherby
West Yorkshire LS23 7BQ
England

Requests for microfiche or photocopies of AGARD documents should include the AGARD serial number, title, author or editor, and publication date. Requests to NTIS should include the NASA accession report number. Full bibliographical references and abstracts of AGARD publications are given in the following journals:

Scientific and Technical Aerospace Reports (STAR)
published by NASA Scientific and Technical
Information Facility
Post Office Box 8757
Baltimore/Washington International Airport
Maryland 21240, USA

Government Reports Announcements (GRA)
published by the National Technical
Information Services, Springfield
Virginia 22161, USA



Printed by Specialised Printing Services Limited
40 Chigwell Lane, Loughton, Essex IG10 3TZ

10 JAN 2007

ISBN 92-835-1458-0